

Dear Customer,

This Quick Start Guide is enclosed with detailed washing machine operating instructions. Before using the appliance carefully read the Operating Instructions, especially guidelines for safe use.

Before plugging the washing machine into the mains, remove the safety packaging and ensure the machine is level. Do not start the washing machine before it is properly set up.

Only wash delicate fabrics, synthetics, wool using designated programs. Such fabrics should only be washed in the maximum load sizes recommended (see page 2).

The correct washing machine operation extends its lifetime so make sure the drum seal is dry (leave the door ajar after washing). Do not clean the washing machine with harsh or abrasive detergents.

1 Preparing to wash



- Empty pockets
- Close all zips and button up duvet covers.
- Wash delicate and small items in a protective mesh laundry bag.
- Open the door of the washing machine by gripping the door and the door handle on the inside of the door.
- Insert the sorted clothes into the washing machine:
 - Cotton — max full drum.
 - Synthetics — max ½ of the drum.
 - Silk, wool — max ⅓ of the drum.
- Close the door, press firmly against the seal.

2 Add detergent

- Open the detergent drawer. Pull the handle.
- Pour the recommended dose of washing detergent into the appropriate compartment of the detergent drawer.
- Add fabric conditioner to the appropriate compartment if required.
 - II MAIN WASH detergent.
 - ☼ Fabric softener or other special care liquids.
 - I PREWASH detergent.
 - ☼ OptiDose — automatic (liquid) detergent dispensing*
- The OptiDose button is used for automated dispensing of liquid detergent. You can choose the detergent dose — small, medium, large — or turn off the system.
- Press and hold the OptiDose button for 3 seconds to turn off the OptiDose option. Press and hold the OptiDose button for 3 seconds again to turn on the OptiDose option.

* Available on selected models

3 Program selections

- Set the programme selector knob to the desired programme.
- Customize the programme to your needs — you can change the temperature, spin speed, or enable additional features.
- Select additional functions. The additional functions are described on the control panel and in the "Table of Wash Programmes" (see page 2).

4 Select START

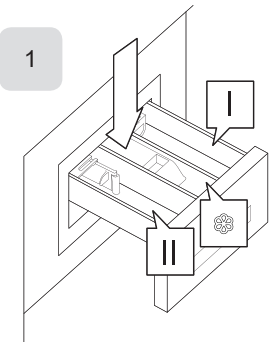
- Close the appliance door.
- Set the programme selector dial to the desired programme (see page 2).
- Select additional functions or wash cycle parameters as required – according to your needs.
- Select time remaining ranging from 1 to 24 hours.
- Then press the START/ PAUSE button

5 End of the wash

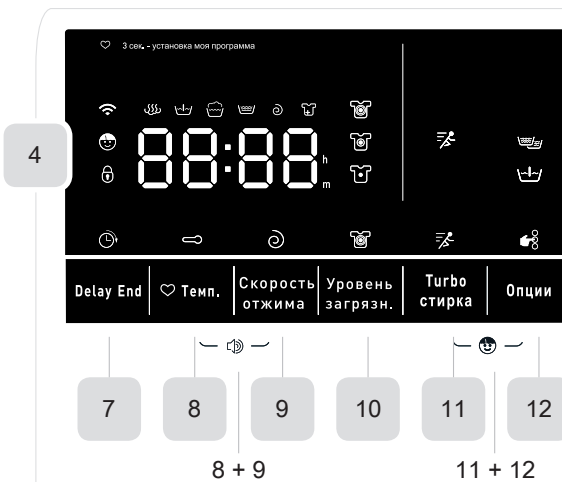
- End of the wash cycle is indicated by acoustic signal (if active). The display shows END and the door lock indicator light goes out.
- Close the water valve.
- Turn washing machine off.
- Unplug the appliance from the mains.
- Open the door and remove laundry. Once clothes are removed, leave the door slightly ajar to allow the drum seal to dry before the door is closed properly. Leave the detergent drawer compartment slightly ajar to allow it to dry.



1. Detergent drawer
2. Drum
3. Programme selector dial
4. Control Panel / Display
5. Door handle
6. Pump filter cover







→ Touch and hold the Pause button for approx. 3 seconds to activate the Add+ system.



7. Time Remaining
8. Temperature button
9. Spin Button
10. Soil level
11. Rapid Wash
12. Options (Extra Rinse/Pre-wash)

8+9. Acoustic Signal On/Off
11+12. Child Lock

TABLE OF WASH PROGRAMMES: WHP 8140 LSC (WMHD4 8143S1UZD0W)

ITEM	Programme name	The default temperature [°C]	Max. spin speed [RPM]	Max. load [kg]	Additional functions available				Detergent drawer			Time [h:min]	Energy consumption [wh]	Water consumption [l]	Number of rinses	Type of laundry
					Soil level	Rapid Wash	Extra Rinse	Prewash	Prewash I	Main wash II	Fabric softener					
1	Cotton	40°	1400	8.0	✓	✓	✓	✓	○	●	○	02:40	770	62	2	Heavily soiled clothing, or an moderately soiled cotton and linen for children that requires boiling.
2	Cotton Eco 	60°	1400	8.0					✗	●	○	03:35	710	54	2	Moderately or heavily soiled cotton clothes, bed linen, table linen, undergarments, towels, linen fabrics.
3	Daily 58' 	60°	1400	2.0					✗	●	○	00:58	576	18	1	Full and effective washing cycle in less than 1 hour. One of the shortest washing programmes on the market. Convenience and saving time
4	Shirts	40°	800	4.0	✓		✓	✓	○	●	○	01:14	534	50	3	Dirty cotton, clothing made from synthetic fabrics or natural-synthetic fabric blends (shirts, blouses).
5	Physical fitness	30°	1000	4.0	✓	✓	✓	✓	○	●	○	01:42	354	38	2	Sports wear and leisure wear with Microfibre.
6	Out-of-home advertising	30°	800	4.0	✓	✓	✓	✓	○	●	○	01:13	347	38	2	Special programme for washing of outerwear, sports wear, which is often waterproof. With this programme, you can add a hydrophobic coating to the rinse aid compartment. Increases water resistance.
7	Dark	40°	1000	4.0	✓	✓	✓	✓	○	●	○	02:08	548	50	3	Lightly soiled delicate synthetics, or synthetic and cotton blends.
8	Synthetics	40°	800	4.0	✓	✓	✓	✓	○	●	○	01:59	536	50	3	Dirty cotton, synthetics, coloured laundry, linen fabrics.
9	Autoclean	90°	600	-					✗	✗	✗	01:18	542	14	2	A special programme (no load) that sterilises (90-95°C) and cleans the inner and outer drum from allergens and pathogens like fungi, moulds, bacteria.
10	Rinse	-	1400	8.0					✗	✗	○	00:20	55	20	1	This programme is for rinsing with additives (such as anti-static or softening additives). Reduce the spin speed when washing very delicate fabrics.
11	Hand wash	30°	600	4.0	✓		✓	✓	○	●	○	01:12	338	38	2	Very delicate fabrics.
12	Wool	40°	600	2.0	✓		✓		✗	●	○	01:07	414	36	2	NOTE: Do not machine wash woollen fabrics if the cloth tag prohibits.
13	Delicate	30°	600	2.5	✓		✓		✗	●	○	00:50	253	29	2	Very delicate fabrics, e.g. silk.
14	Express 15' 	Cold water	800	2.0			✓		✗	●	○	00:15	36	18	1	Lightly soiled, sweaty cotton and linen clothes. NOTE: Due to the extra short wash cycle, less detergent is required compared to other programmes.
15	Antiallergic	60°	800	4.0				✓	○	●	○	04:41	1046	88	4	The program is designed for washing clothes of people with sensitive skin, eg. for children.
16	Favourites 															To save frequently used programme settings.

* Standard programmes for washing cotton fabrics at 60 °C and 40 °C. These programmes are suitable for washing normally soiled cotton fabrics. These are the most effective programmes for washing these type of fabrics, taking into account the total energy and water consumption.

NOTE: Real water temperature may differ from the declared wash cycle temperature.

NOTE: Above mentioned time is an estimate and may differ from actual wash cycle time, depending on temperature, water pressure, load size, etc. The time is automatically updated during wash cycle. Displaying the same time for an extended period or abrupt changes are normal.

○ Use detergent or fabric softener if necessary,

● Detergent required, without which washing will be ineffective.

✗ Do not use detergent or fabric softener